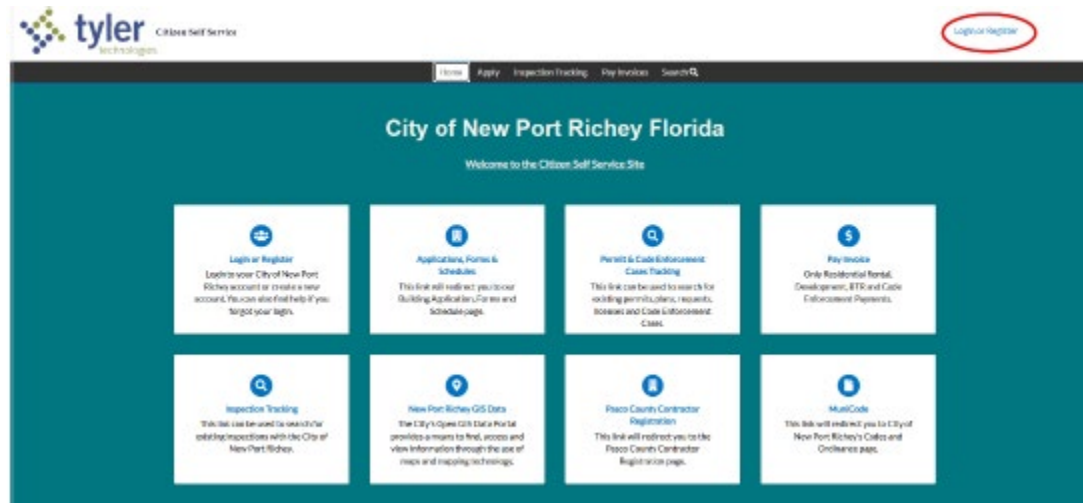


## Citizen Access Portal Registration Permitting

1. Using an internet browser, navigate to <http://nprcitizenaccess.org>
2. Select the “Login or Register” Link



3. If you have previously pulled permits with the city, enter the email address we have on file associated with your account. Select email and the system will the send code for you to enter.
4. If you have not pulled permits with us, select: Create Account. Be sure to enter the email address that you will be using to manage the permit or register using Google, Apple, Windows or Facebook.

## 5. Complete the required information, then select Sign Up.

---

Create an account

Fields are required unless marked optional.

**Email**

**First name**



**Last name**

**Mobile phone** Optional

Password requirements:

- ✔ At least 8 characters
- ✔ A lowercase letter
- ✔ An uppercase letter
- ✔ A number
- ✔ No parts of your username

**Password**

**Sign up**

---